

MPL Multi Parcel Locker



SCHLAUEBOX

Instruction manual for couriers



info@schlauebox.ch | 061 785 90 90
schlauebox.ch

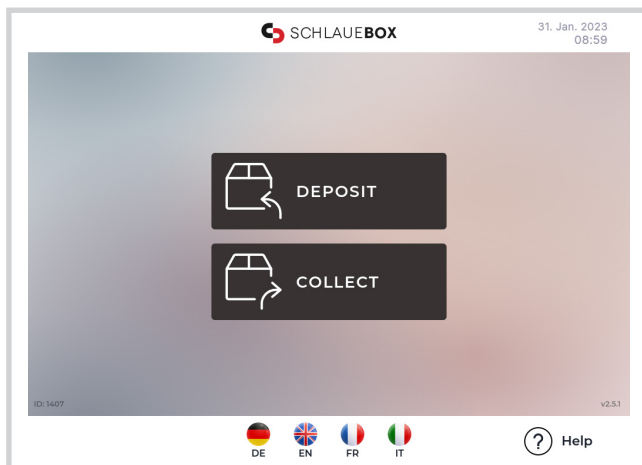
Deposit



SCHLAUEBOX

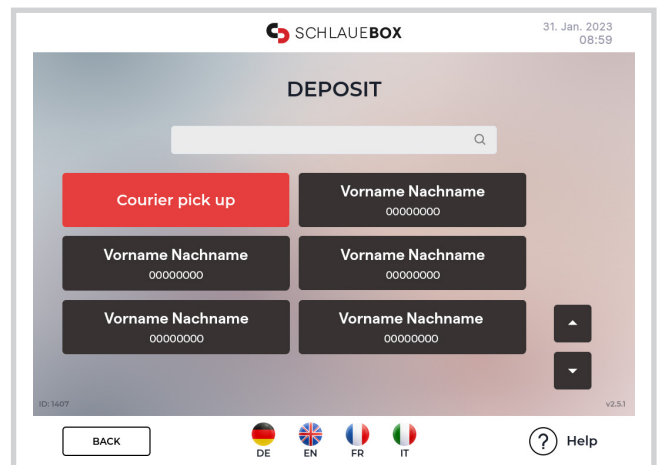
1. Select delivery deposit

Select the DEPOSIT button to create your delivery.



2. Select registered recipient

Select the recipient of the delivery.



3. Select compartment size

All available locker sizes are displayed in dark.

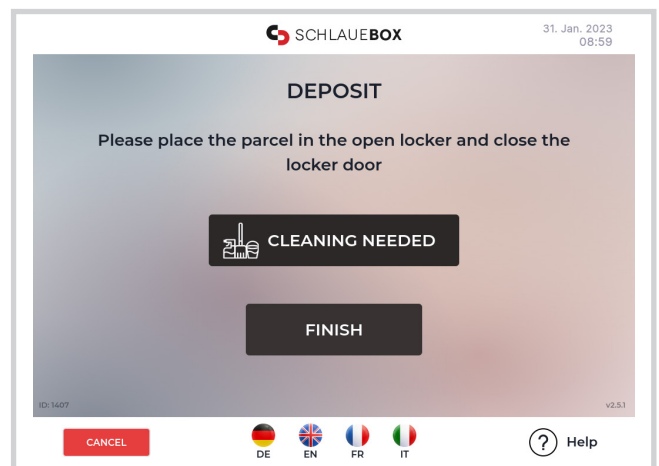
Select the desired size.



4. Deposit delivery

Place the delivery in the compartment and close the door.

Then press FINISH.



5. The recipient receives an e-mail. In it is the pickup code with which the delivery can be taken from the plant.

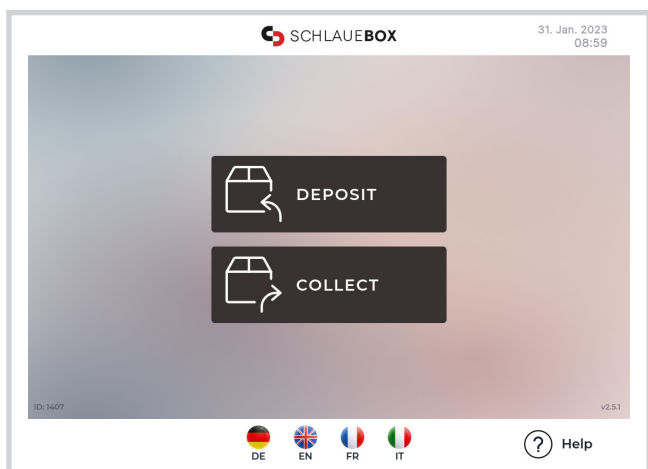
Delivery pick up



SCHLAUEBOX

1. Select COLLECT delivery

Select the COLLECT key.



2. Enter code

Please now enter the 6-digit pin which was transmitted by the registered user (resident). The locker will then open automatically.



3. Remove delivery

Pick up the delivery and close the locker door. Press the FINISH key as soon as you have closed the locker door.

